

GNRC RESOLUTION 2018-04

A RESOLUTION AMENDING THE GNRC MEMBERSHIP DUES RATE

WHEREAS, the current local government annual membership dues rate of 21¢ per capita generates approximately \$390,000 dollars annually, which, when combined with the \$180,000 provided annually by the State Legislature through the Tennessee Development District Act, provides the base of funds used to match and leverage other state and federal grant funds resulting in GNRC being able to utilize over \$10 million dollars for planning, aging and economic development programs and services; and

WHEREAS, the membership dues and an allocation by the legislature are necessary dollars used to leverage and provide the necessary match for state and federal contracts thereby enabling GNRC to provide benefits and services on behalf of member governments in regional planning services, solid waste management, transportation, air and water quality, housing, aging, overall economic development and new job creation, and others; and

WHEREAS, there are threshold levels in the Tennessee Development District Act, as amended, that when reached, generate additional state dollars for GNRC; and


WHEREAS, another threshold would be reached when GNRC's per capita assessment is increased to 31¢ thereby increasing GNRC's annual state appropriation from \$180,000 to \$200,000; and

WHEREAS, a change in the membership dues rate is necessary in order to provide matching and supplemental dollars for state and federal grant programs and to build the GNRC cash reserves.

NOW, THEREFORE, BE IT RESOLVED that the Greater Nashville Regional Council does hereby amend the membership dues rate from 21¢ to the rate of 31¢ per capita as permitted under the Tennessee Development District Act of 1965, as amended.


RESOLVED, this 27th day of September, 2017, the public health, safety, order, prosperity and general welfare of the citizens of this Region requiring it.

APPROVED AS TO FORM AND LEGALITY:




Hope Jackson
Chief Legal Counsel

APPROVED:



The Honorable Ken Moore
President

ATTEST:



Michael Skipper
Executive Director and Secretary

Greater Nashville Regional Council
Membership and MPO Program Dues Estimates for FY 2020

Member	Population Basis		FY 2020 Dues Estimates		
	GNRC Membership	MPO Program	GNRC Membership	MPO Program	Total Dues
City of Adams	726		\$ 225.06	\$ -	\$ 225.06
City of Ashland City	4,601		\$ 1,426.31	\$ -	\$ 1,426.31
City of Belle Meade	2,624		\$ 813.44	\$ -	\$ 813.44
City of Berry Hill	905		\$ 280.55	\$ -	\$ 280.55
City of Brentwood	42,841	42,841	\$ 13,280.71	\$ 11,138.66	\$ 24,419.37
Town of Burns	1,756		\$ 544.36	\$ -	\$ 544.36
City of Cedar Hill	374		\$ 115.94	\$ -	\$ 115.94
City of Charlotte	1,565		\$ 485.15	\$ -	\$ 485.15
City of Clarksville	149,829		\$ 46,446.99	\$ -	\$ 46,446.99
City of Columbia		37,464	\$ -	\$ 9,740.64	\$ 9,740.64
City of Coopertown	4,437		\$ 1,375.47	\$ -	\$ 1,375.47
City of Cross Plains	1,583		\$ 490.73	\$ -	\$ 490.73
City of Cumberland City	305		\$ 94.55	\$ -	\$ 94.55
City of Dickson	15,299		\$ 4,742.69	\$ -	\$ 4,742.69
City of Dover	2,002		\$ 620.62	\$ -	\$ 620.62
City of Eagleville	833		\$ 258.23	\$ -	\$ 258.23
City of Erin	1,229		\$ 380.99	\$ -	\$ 380.99
City of Fairview	8,710	8,710	\$ 2,700.10	\$ 2,264.60	\$ 4,964.70
City of Forest Hills	5,080		\$ 1,574.80	\$ -	\$ 1,574.80
City of Franklin	75,304	75,304	\$ 23,344.24	\$ 19,579.04	\$ 42,923.28
City of Gallatin	35,158	35,158	\$ 10,898.98	\$ 9,141.08	\$ 20,040.06
City of Goodlettsville	17,221	17,221	\$ 5,338.51	\$ 4,477.46	\$ 9,815.97
City of Greenbrier	6,779	6,779	\$ 2,101.49	\$ 1,762.54	\$ 3,864.03
City of Hendersonville	56,704	56,704	\$ 17,578.24	\$ 14,743.04	\$ 32,321.28
City of Kingston Springs	2,764		\$ 856.84	\$ -	\$ 856.84
City of Lavergne	35,984	35,984	\$ 11,155.04	\$ 9,355.84	\$ 20,510.88
City of Lebanon	31,046	31,046	\$ 9,624.26	\$ 8,071.96	\$ 17,696.22
City of McEwen	1,703		\$ 527.93	\$ -	\$ 527.93
City of Millersville	6,874	6,874	\$ 2,130.94	\$ 1,787.24	\$ 3,918.18
City of Mitchellville	173		\$ 53.63	\$ -	\$ 53.63
City of Mt. Juliet	32,264	32,264	\$ 10,001.84	\$ 8,388.64	\$ 18,390.48
City of Murfreesboro	130,089	130,089	\$ 40,327.59	\$ 33,823.14	\$ 74,150.73
City of New Johnsonville	1,974		\$ 611.94	\$ -	\$ 611.94
City of Nolensville	7,345	7,345	\$ 2,276.95	\$ 1,909.70	\$ 4,186.65
City of Oak Hill	4,754		\$ 1,473.74	\$ -	\$ 1,473.74
City of Orinda	1,110		\$ 344.10	\$ -	\$ 344.10
City of Pegram	2,572		\$ 797.32	\$ -	\$ 797.32
City of Pleasant View	4,279		\$ 1,326.49	\$ -	\$ 1,326.49
City of Portland	12,493	12,493	\$ 3,872.83	\$ 3,248.18	\$ 7,121.01
City of Ridgetop	2,251		\$ 697.81	\$ -	\$ 697.81
City of Slayden	113		\$ 35.03	\$ -	\$ 35.03
Town of Smyrna	48,334	48,334	\$ 14,983.54	\$ 12,566.84	\$ 27,550.38
City of Spring Hill	37,057	37,057	\$ 11,487.67	\$ 9,634.82	\$ 21,122.49
City of Springfield	16,839	16,839	\$ 5,220.09	\$ 4,378.14	\$ 9,598.23
City of Tennessee Ridge	1,449		\$ 449.19	\$ -	\$ 449.19
City of Thompsons Station	4,242		\$ 1,315.02	\$ -	\$ 1,315.02
City of Vanleer	302		\$ 93.62	\$ -	\$ 93.62
City of Watertown	1,447		\$ 448.57	\$ -	\$ 448.57
City of Waverly	4,092		\$ 1,268.52	\$ -	\$ 1,268.52
City of Westmoreland	2,367		\$ 733.77	\$ -	\$ 733.77
City of White Bluff	3,388		\$ 1,050.28	\$ -	\$ 1,050.28

Greater Nashville Regional Council
Membership and MPO Program Dues Estimates for FY 2020

Member	Population Basis		FY 2020 Dues Estimates		
	GNRC Membership	MPO Program	GNRC Membership	MPO Program	Total Dues
City of White House	11,265	11,265	\$ 3,492.15	\$ 2,928.90	\$ 6,421.05
Metro Hartsville-Trousdale County	9,950		\$ 3,084.50	\$ -	\$ 3,084.50
Metro Nashville-Davidson County	664,332	677,753	\$ 205,942.92	\$ 176,215.78	\$ 382,158.70
Cheatham County	25,513		\$ 7,909.03	\$ -	\$ 7,909.03
Dickson County	29,499		\$ 9,144.69	\$ -	\$ 9,144.69
Houston County	5,440		\$ 1,686.40	\$ -	\$ 1,686.40
Humphreys County	10,612		\$ 3,289.72	\$ -	\$ 3,289.72
Maury County		43,221	\$ -	\$ 11,237.46	\$ 11,237.46
Montgomery County	44,966		\$ 13,939.46	\$ -	\$ 13,939.46
Robertson County	28,123	28,123	\$ 8,718.13	\$ 7,311.98	\$ 16,030.11
Rutherford County	92,442	92,442	\$ 28,657.02	\$ 24,034.92	\$ 52,691.94
Stewart County	10,867		\$ 3,368.77	\$ -	\$ 3,368.77
Sumner County	55,014	55,014	\$ 17,054.34	\$ 14,303.64	\$ 31,357.98
Williamson County	52,292	52,292	\$ 16,210.52	\$ 13,595.92	\$ 29,806.44
Wilson County	67,676	67,676	\$ 20,979.56	\$ 17,595.76	\$ 38,575.32
Regional Totals	1,941,161	1,666,292	\$ 601,759.91	\$ 433,235.92	\$ 1,034,995.83

GNRC Population Basis Notes:

Derived from U.S. Census, 2017 Estimates.
Columbia and Maury County are not members of the GNRC.

MPO Population Basis Notes:

Derived from U.S. Census, 2017 Estimates.
County Government populations include all municipalities of 5,000 or less in population as of 2010 Census.